


How to use the Key Performance Indicator (KPI) reporting Tool for SMEs and PSO's?

Brief explanation for EDIH users

Performance Indicators reporting Tool

Where do I find the Tool?

First you will need to login into “My EDIH section”



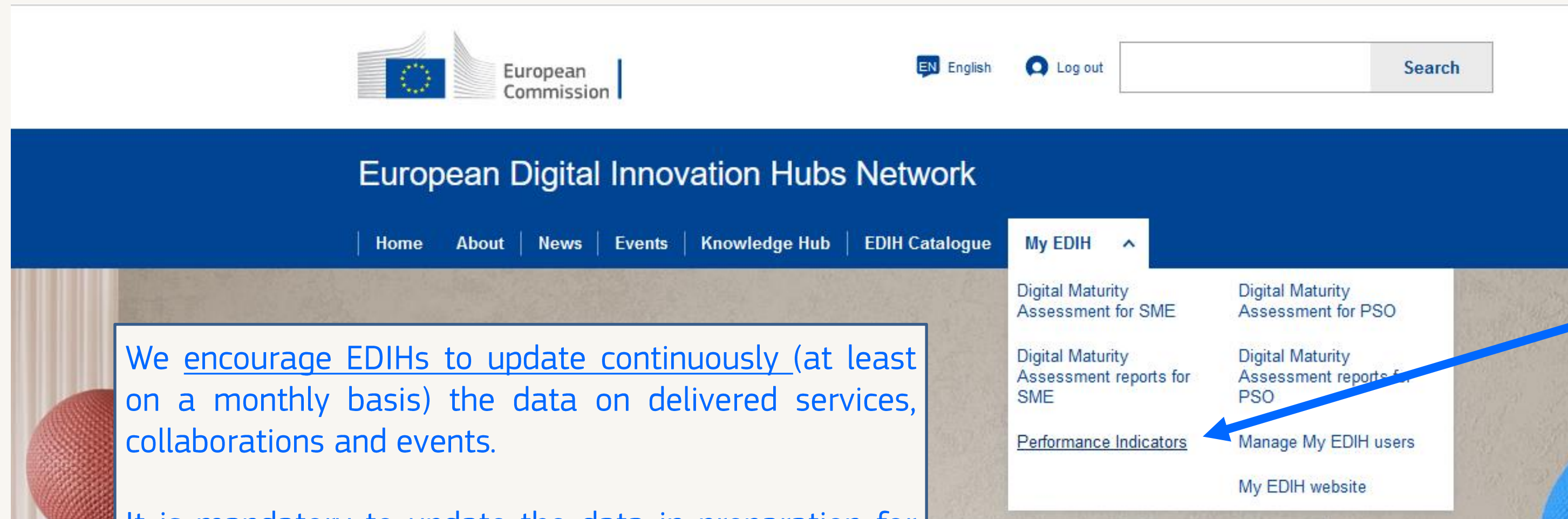
<https://european-digital-innovation-hubs.ec.europa.eu>

To login into “My EDIH” section, an already activated **EU Login account** is needed.

The EDIH will need to login to My EDIH, e.g., to edit data about their own EDIH and to access the Performance Indicator reporting Tool.

Performance Indicators reporting Tool

What is it?



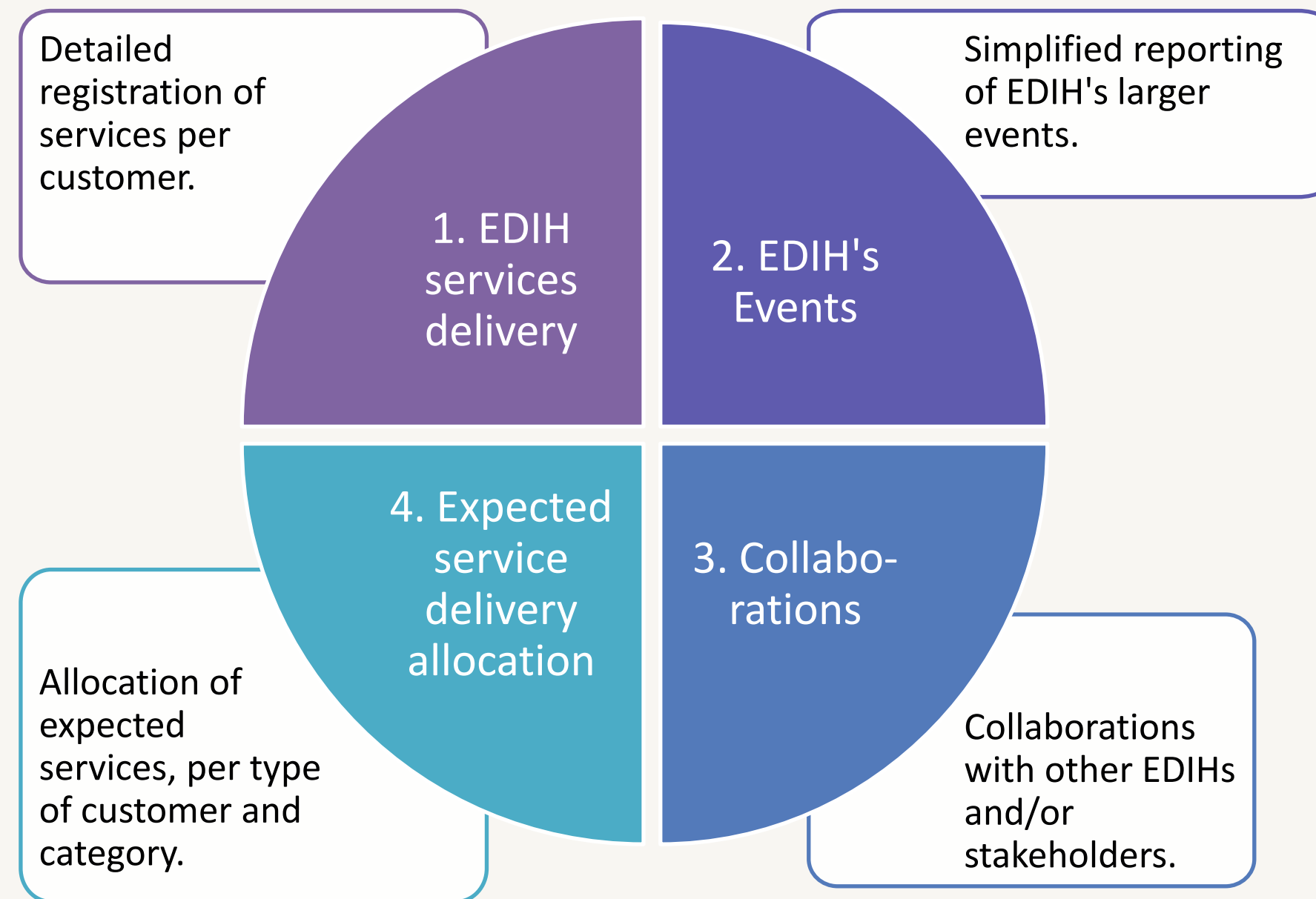
We encourage EDIHs to update continuously (at least on a monthly basis) the data on delivered services, collaborations and events.

It is mandatory to update the data in preparation for the review meetings at month 18 and 36.

The Performance Indicators Tool is a self-reporting tool available on the EDIH Network platform under “My EDIH” section.

Performance Indicators reporting Tool

Four sections of the tool



The reporting tool handles 4 main types of data.

It is **developed to help the EDIHs** to monitor the service delivery.

→ The tool will help the EDIHs to **fulfil their reporting requirements** towards the European Commission through a standardised method.

→ On the other hand, aggregated data on KPIs will be used by the DTA to assess the degree of target achievement and performance of the EDIH Network.

Performance Indicators reporting Tool

Overview of the layout and basic data input facilities

Reporting of EDIH services delivery

Reporting of EDIH services delivery | Reporting of EDIH's events | EDIH collaboration | Allocation of service per type of customer and service category

Service category delivered*

- Select a value -

- Select a value -

Networking and access to innovation ecosystems

Support to find investment

Test before invest

Training and skills development

Information on the use of capacities financed by the Digital Europe Programme

- None -

Add information on the use of capacities financed by the Digital Europe Programme with respect to the service provided.

The tool consists of four main entry tables/reporting sections, displayed in the top of the page.

Forms with drop-down menus/options facilitate the structured data entry/input (where applicable).

Explanatory texts on the type of data to be filled in are also provided.

Performance Indicators reporting Tool

Reporting of EDIH services delivery (I)

The screenshot shows the main reporting section of the tool. It features a top navigation bar with a '+ Add new' button on the left and a '+ Download Data' button on the right. Below this is a filter section with three dropdown menus: 'Customer', 'Service category delivered' (set to '- Any -'), and 'Status' (set to '- Any -'). An 'Apply' button is located to the right of these filters. Three callout boxes provide instructions: 1) An arrow points to the '+ Add new' button with the text: 'Click on the top left hand corner of the screen to **register a new service**. A service registration form will open.' 2) An arrow points to the filter section with the text: 'You have the opportunity to **filter** the data filled in by: typing the customer name, selecting the specific service category or the status of the service.' 3) An arrow points to the '+ Download Data' button with the text: 'Under this button, you have the possibility to **download** all your registered data in Excel format.'

This is the **main reporting section**. It is developed to help the EDIH to monitor its service delivery.

0) As a prerequisite, the customer receiving the service must be registered in the system* (under "My EDIH").

1) In a first stage the new service is registered in the system (click +Add new), typically with the status "Ongoing".

*See guidelines on slide n.7 of [DMA tool quick user guide](#), on the Knowledge Hub

Performance Indicators reporting Tool

Reporting of EDIH services delivery (II)

The main table contains all the data registered – one line per service.

Customer	Service category delivered	Service price, €	Price invoiced to customer, €	Amount of the service price to be reported as Aid of national or regional public nature, €	Specific information on State Aid	Technology type used	Status	Information on the use of capacities financed by the Digital Europe Programme	Specify use of capacities financed by the Digital Europe Programme	Short description of the service	Amount of investment triggered (€)	Date(s)	Upload of documents	Operations links
GR digiGOV-innoHUB	Support to find investment	5.000,00€	9.979,00€	69.000,00€	test aid	Big data	On going	AI on demand platform		Lorem ipsum dolor sit amet consetetur sadipscing elitr sed diam nonumy eirmod tempor invidunt ut labore et dolore magna aliquy	15,87	12 Apr 2023 - 19 Apr 2023		Edit
GR digiGOV-innoHUB	Support to find investment	5.001,00€	9.980,00€	69.000,00€	test aid	Big data	On going	AI on demand platform		Lorem ipsum dolor sit amet consetetur sadipscing elitr sed diam nonumy eirmod tempor invidunt ut labore et dolore magna aliquy	15,00	12 Apr 2023 - 19 Apr 2023		Edit

Here you can choose to Edit or Delete the line.

2) In a second stage, once a registered service is finalised, the EDIH simply locates it in the list of registered services, click on Edit, and will be allowed to update the status and other data, as needed.

Performance Indicators reporting Tool

Reporting of EDIH's events

Click on the top left hand corner of the screen to **register a new event**. An event registration form will open.

Under this button, you have the possibility to download all your registered data on Events.

In this section, the EDIH registers data related to **events** for which it has acted as main organiser.

[+ Add new](#) [+ Download Data](#)

Name of the event in English	Name of the event	Add EDIH Co-organiser	Co-organiser	Date(s)	Website of the event	Main related Sector(s)	Main related Service category	Number of attendees to the event	Main related Technologies	Attach a list of attendees	Description of event	Actions
Event	Carsa	MINASMART	EDIH 3, EDIH 4, EDIH 5		http://example.com	Construction	Training and skills development	150	Blockchain and Distributed Ledger Technology (DLT)	file-sample_100kB.doc.doc (98 KB)		Edit ▼
Event	Event name	AIR-Andalusia, AIR4S, AgrotechDIH	Test		http://example.com	Construction, Manufacturing	Support to find investment	30	Artificial Intelligence & Decision support, Big data	file-sample_150kB.pdf_0.pdf (139.44 KB)		Edit ▼

This simplified reporting is used for events with multiple customers being served simultaneously ⇔ the services provided to each participant are not considered substantial.

The main table contains data on all the events registered.

Each event line can be edited or deleted using the "actions" button on the right.

Performance Indicators reporting Tool

Reporting of collaborations with other EDIHs and/or stakeholders

The main tables contains all data registered on collaborations with EDIHs and other stakeholders.

+ Add EDIH collaboration							+ Download Data
Name of EDIH	Type of collaboration	Joint investment, €	Description of infrastructure jointly shared	Specify type of collaboration	Documents	Actions	
AI MAGISTER	Sharing infrastructures/facilities	20.000,00€	Description example - joint infrastructure			Edit	
4PDIH	Other (please specify)	100.000,00€		Example text - Other type of coll.		Edit	

+ Add collaboration with other stakeholders								+ Download Data
Name of stakeholder	Stakeholder Location: Country and Region	Type of collaboration	Joint investment, €	Description of infrastructure jointly shared	Specify type of collaboration	Upload of documents	Actions	
DTA	Anatoliki Makedonia, Thraki	Sharing infrastructures/facilities	1.900,50€				Edit	

The EDIH's name and the type of collaboration are selected from dropdown lists.

"Other" stakeholders are named in a text box. Their location is provided.

If "Other type of collaboration" is selected, it can be specified in a text box.

Each collaboration line can be edited or deleted using the "actions" button on the right.

In this section, the EDIH can continuously register new collaborations with other EDIHs and/or stakeholders, at EU level.

For each collaboration with EDIHs or other stakeholders for the service delivery, please indicate the name of each collaborator and, when applicable, the investment dedicated per service.

Performance Indicators reporting Tool

Allocation of service - per type of customer and service category

The first table contains the complete list of targets registered (customer type, year, service category etc).

+ Add new
+ Download Data

SME/PSO

- Any -

Year

Service

- Any -

Apply

Year	Service category	Targeted amount per service category	Expected number of companies	SME/PSO	Actions
2022	Training and skills development	1.000,00€	9	SME (or midcap) customers	Edit
2022	Support to find investment	1.000,00€	7	SME (or midcap) customers	Edit

This reporting section allows the EDIH to keep track of delivery progress against the target for respective service category.

To be filled in (once) when starting to use the reporting tool.

The following tables provide an overview expected allocation of the delivered services, per service category year and, as indicated in the Grant Agreement with the EC.

SME- Total amount/companies services delivery targets

Training and skills development		
Year	Total amount	Expected number of companies
2022	1.000€	9 - companies

Support to find investment		
Year	Total amount	Expected number of companies
2022	1.000€	7 - companies
2024	10.000€	4 - companies

PSO- Total amount/companies services delivery targets

Support to find investment		
Year	Total amount	Expected number of companies
2023	50.000€	65 - companies

If needed, and once agreed with the EC, the targets may be revised over time, with saved version history.



Thank you!