


EDIH



EDIH Network Summit 2023
31 May – 1 June

Sandro D'Elia – DG CNECT
Daniel Nepelski – JRC Sevilla
Helena Rodrigues – DG CNECT

Know your EDIH network

Data can tell us a story. Let's listen.

Sandro D'Elia – DG CNECT



Dipping a toe in the EDIH network data

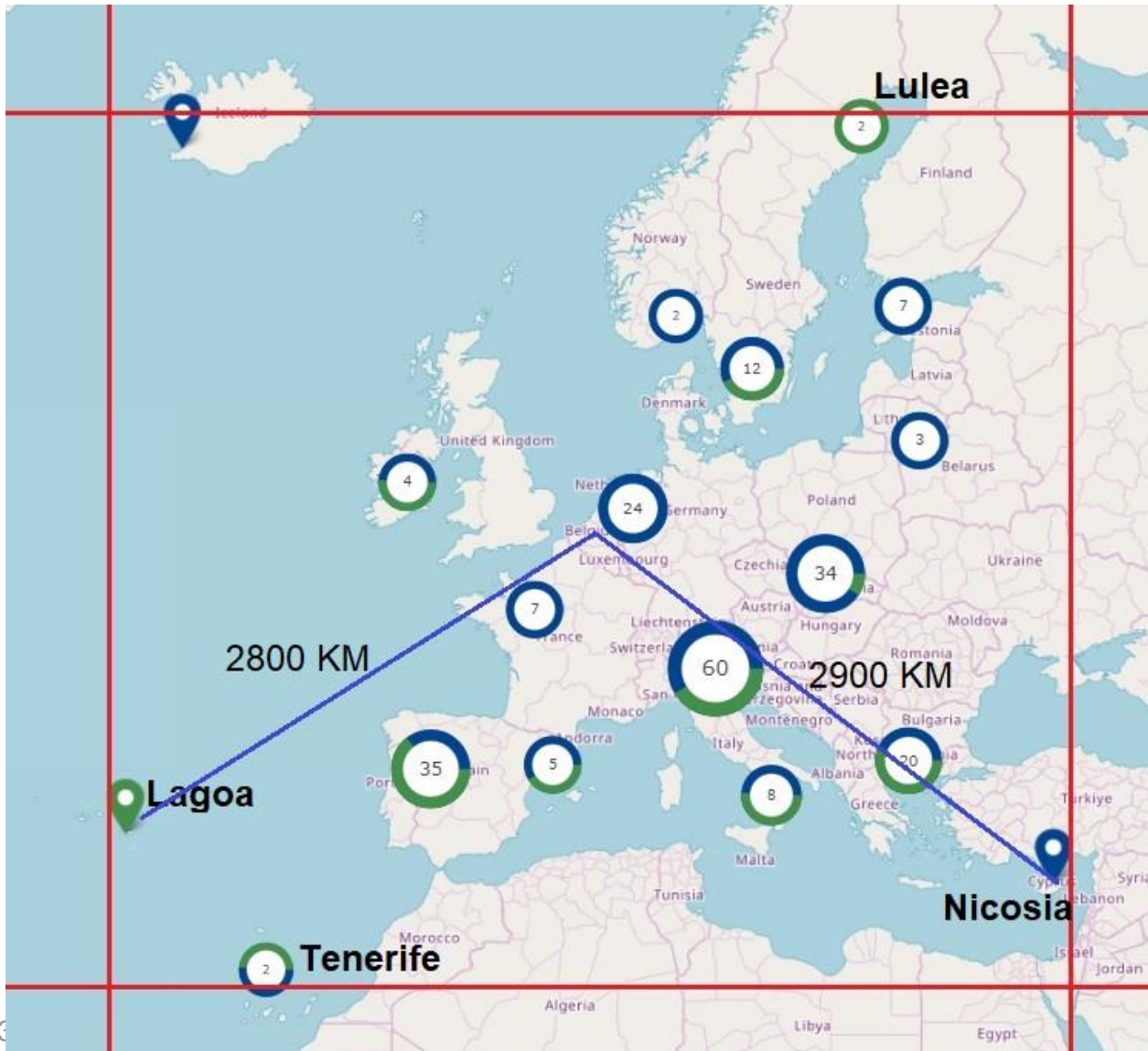
*A short journey through the EDIH network
Data will be our guide*

The EDIH network

200+ EDIH

2300+ beneficiaries

How many people working?



Going East

Ukraine has signed the association agreement for the Digital Europe Programme, and the EDIH network in Ukraine will be launched soon

Other countries have started negotiations and are expected to sign the association agreement soon:

*Albania Kosovo Moldova
Montenegro North Macedonia
Serbia Turkey*



Data from the DMA

Overall assessment of digital maturity for your customers (companies)

My SMEs DMA Results

Review the DMA results of your dependent SMEs. You may apply filters and view average results across a targeted sub-group of your SMEs.

Country: EDIH: Sector: Size: SME N:

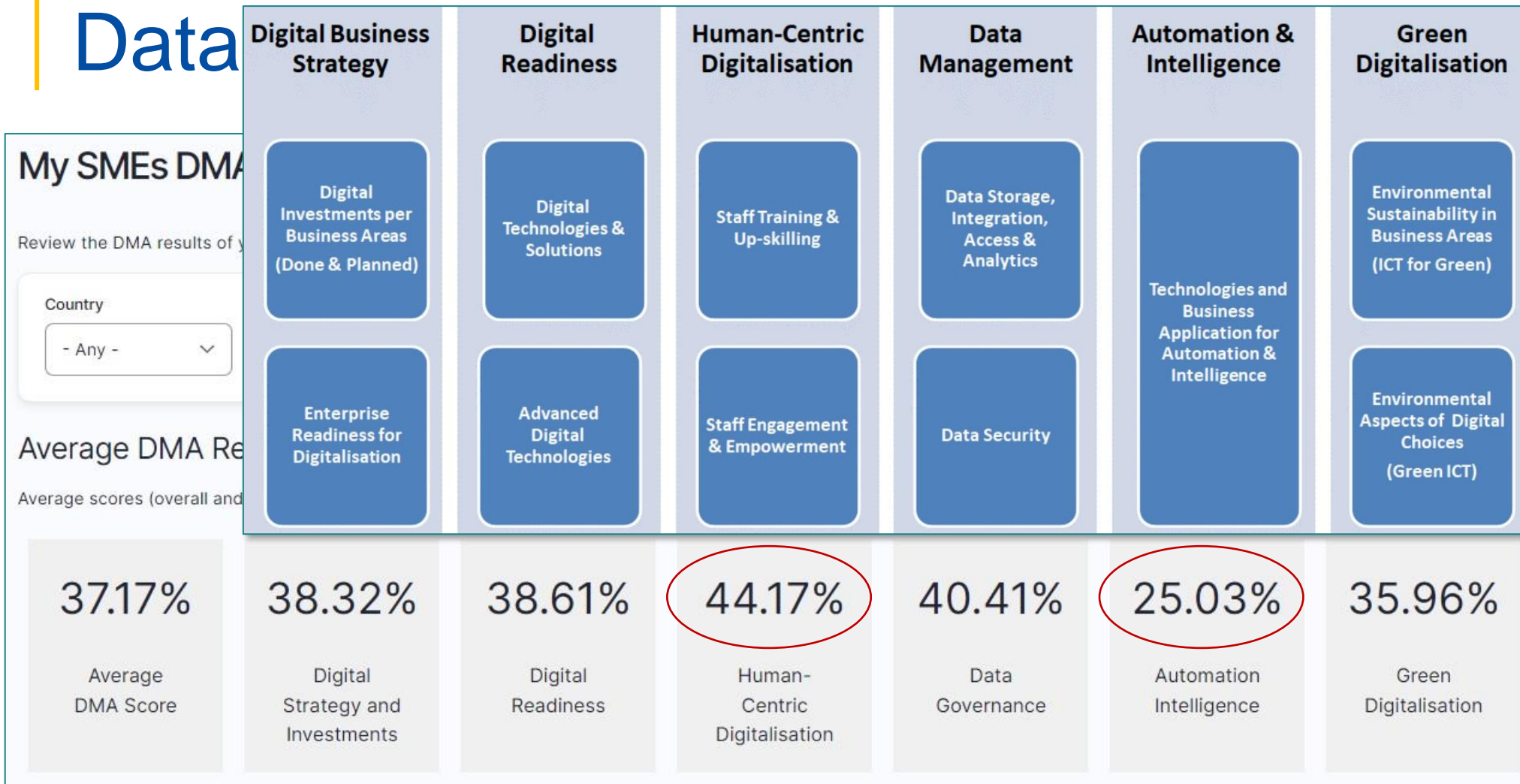
Average DMA Results

Average scores (overall and by dimension) across all dependent SMEs matching your filter criteria.



121 DMA in the system (23/05/2023)

Data



121 DMA in the system (23/05/2023)

mers

Data from the DMA

Overall assessment of digital maturity for your customers
(public sector organizations)

My PSOs DMA Results

14 DMA in the system

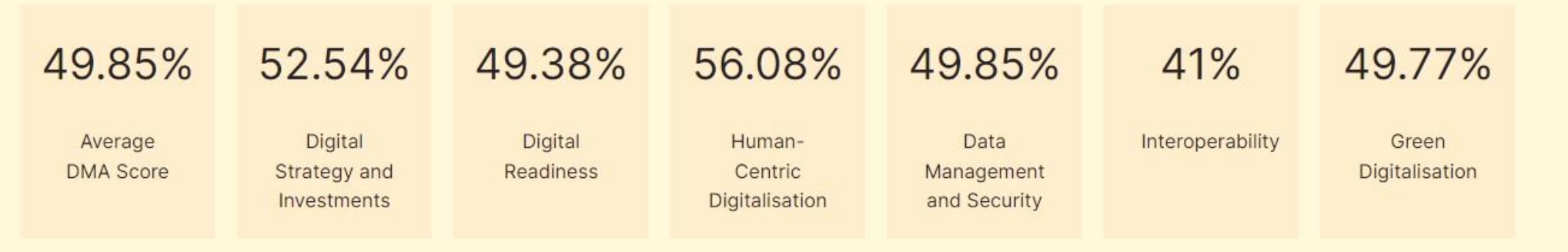
Review the DMA results of your dependent PSOs. You may apply filters and view average results across a targeted sub-group of your PSOs.

Country: EDIH: Sector: Size: PSO Name:

← **PSO**

Average DMA Results

Average scores (overall and by dimension) across all dependent PSOs matching your filter criteria.



← **SME**



Data from the web portal traffic

..but also visitors from US,
China, South Korea, Thailand,
Pakistan and Nigeria

Average of about 500 visitors per working day

Country	Visitors 	Sessions
	5.062	10.955
Italy	698 13,79%	1.400 12,78%
Spain	479 9,46%	1.108 10,11%
Germany	448 8,85%	915 8,35%
Belgium	313 6,18%	821 7,49%
Greece	238 4,7%	646 5,9%
France	196 3,87%	358 3,27%

Monthly
data



A little quiz

- Which country has performed the highest number of DMA assessments?
 - ??????
- Are there more EDIH in Portugal or in Sweden (including SoE)?
 - ??????
- Which country has the most EDIH per inhabitant?
 - ??????

Daniel Nepelski – JRC Sevilla



Portrait of an EDIH

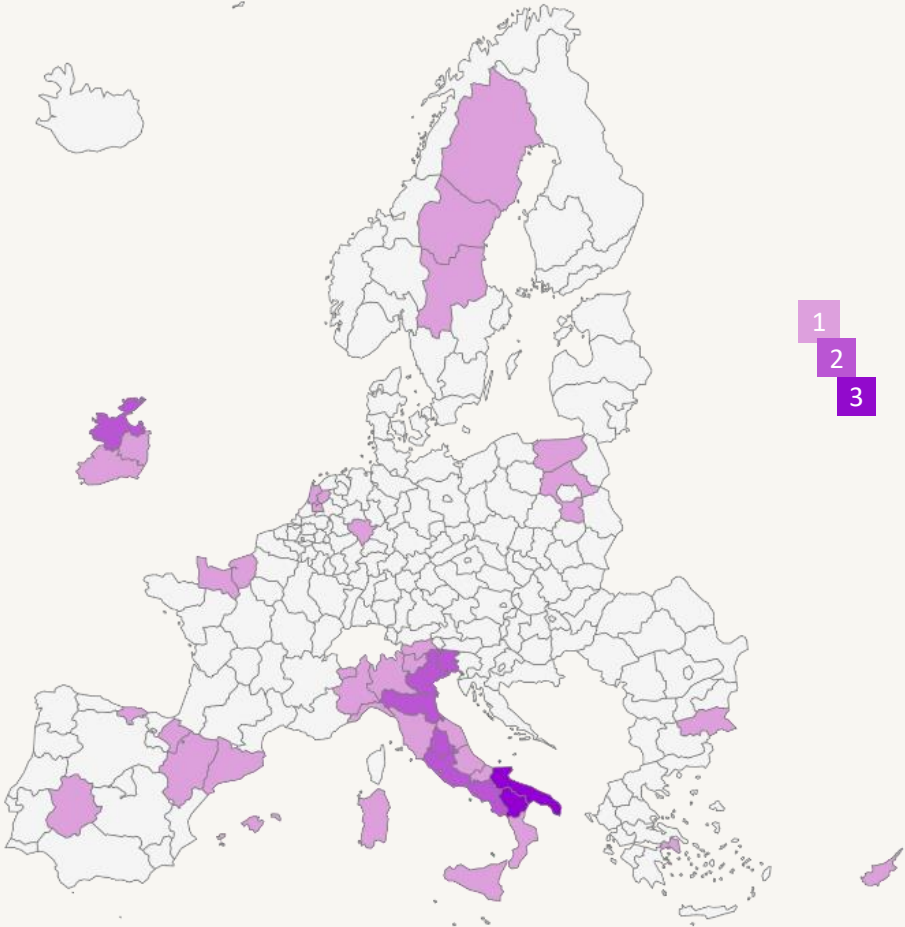
(thanks to Bing Image Creator)

Regional

Sector: Cultural and creative economy

coverage

30 EDIHs
47 Regions covered

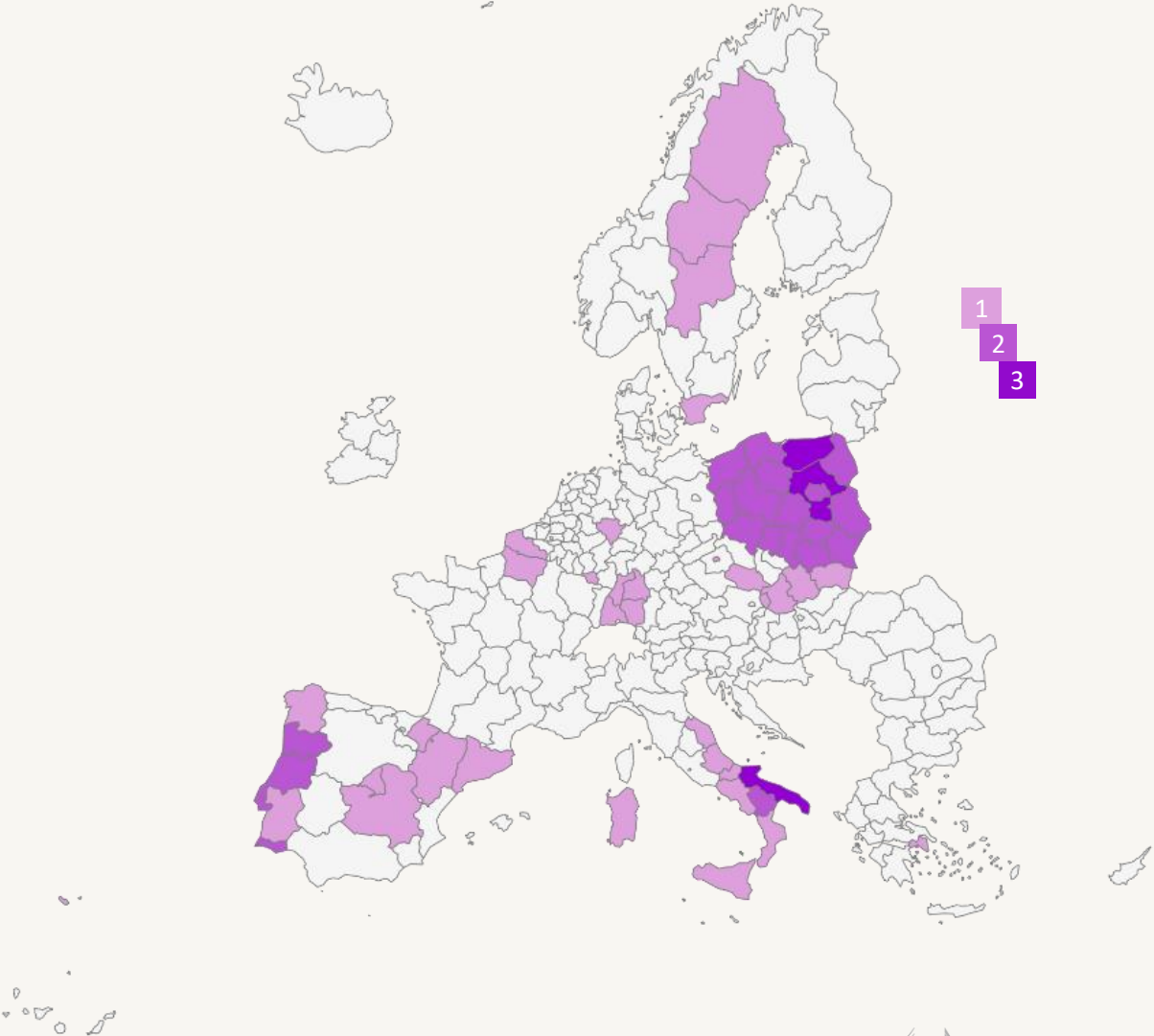


Regional

Sector: Retail

coverage

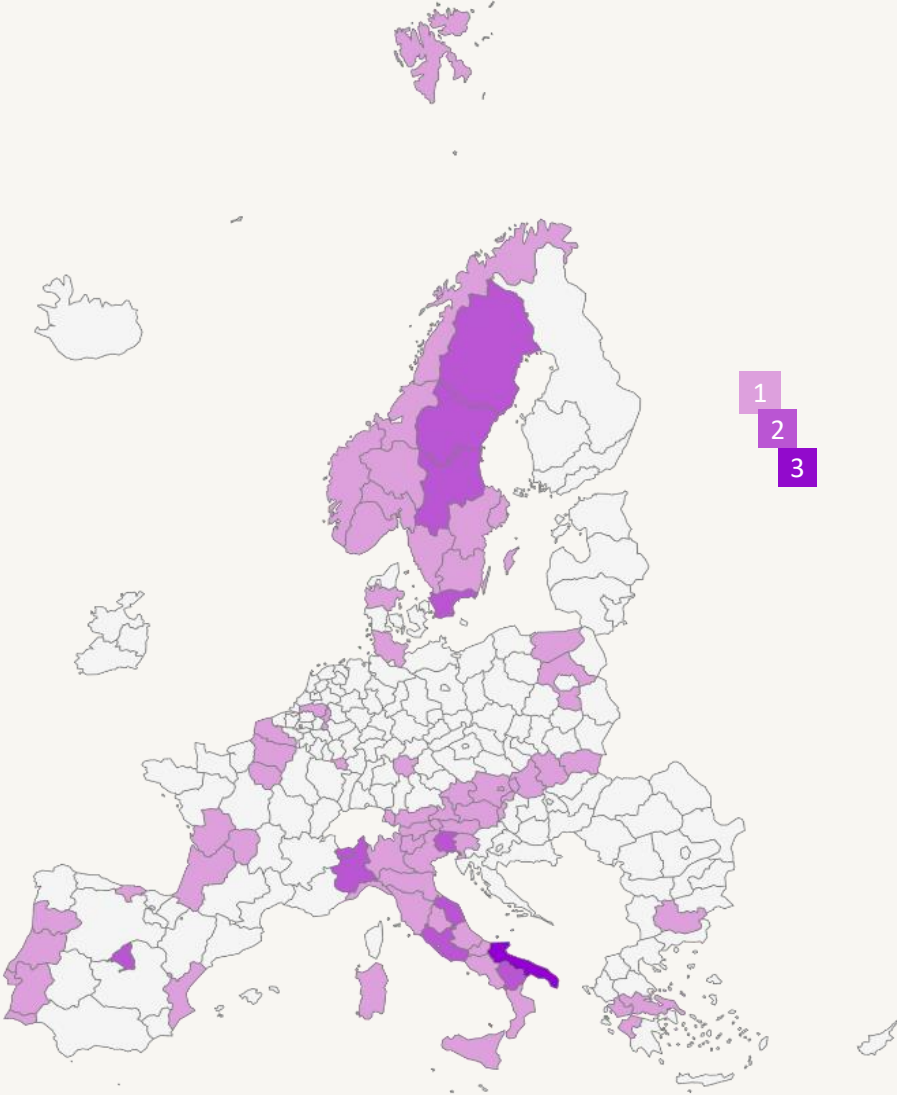
29 EDIHs
61 Regions covered



Regional

Technology: Human-Computer interaction

36 EDIHs
78 Regions covered

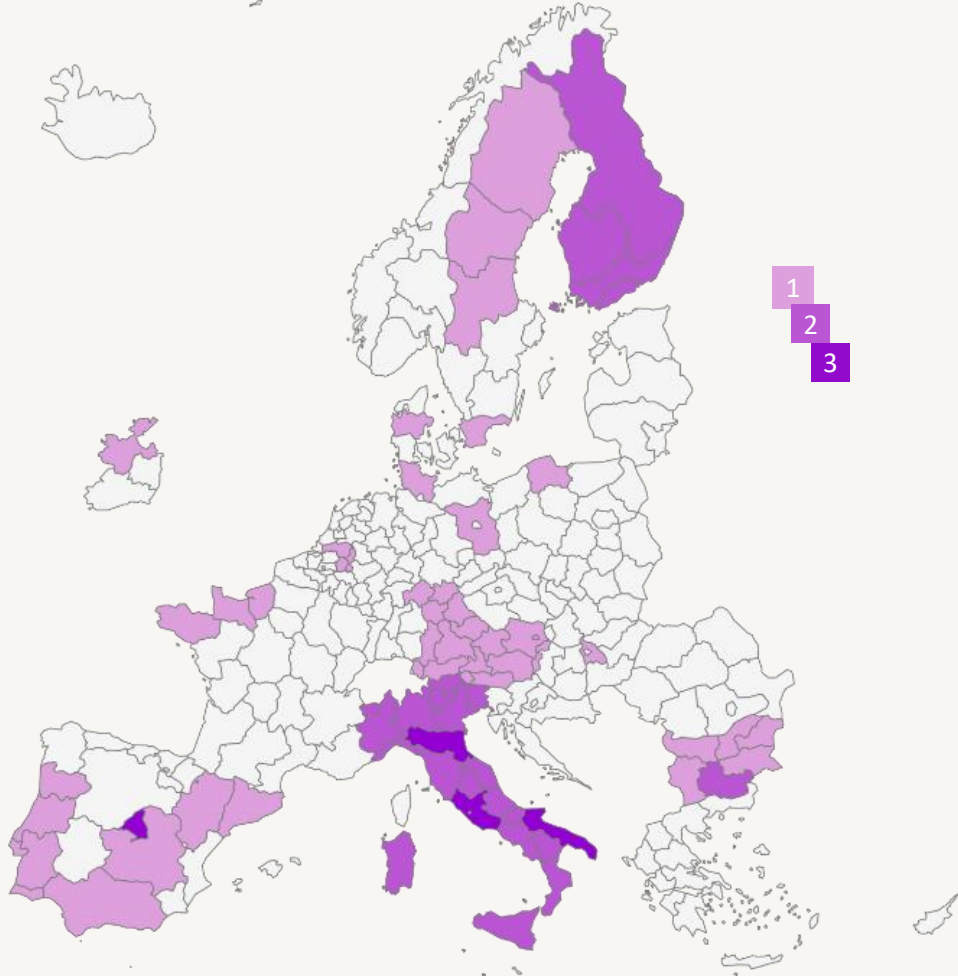


Regional

coverage

Technology: location based applications

35 EDIHs
76 Regions covered

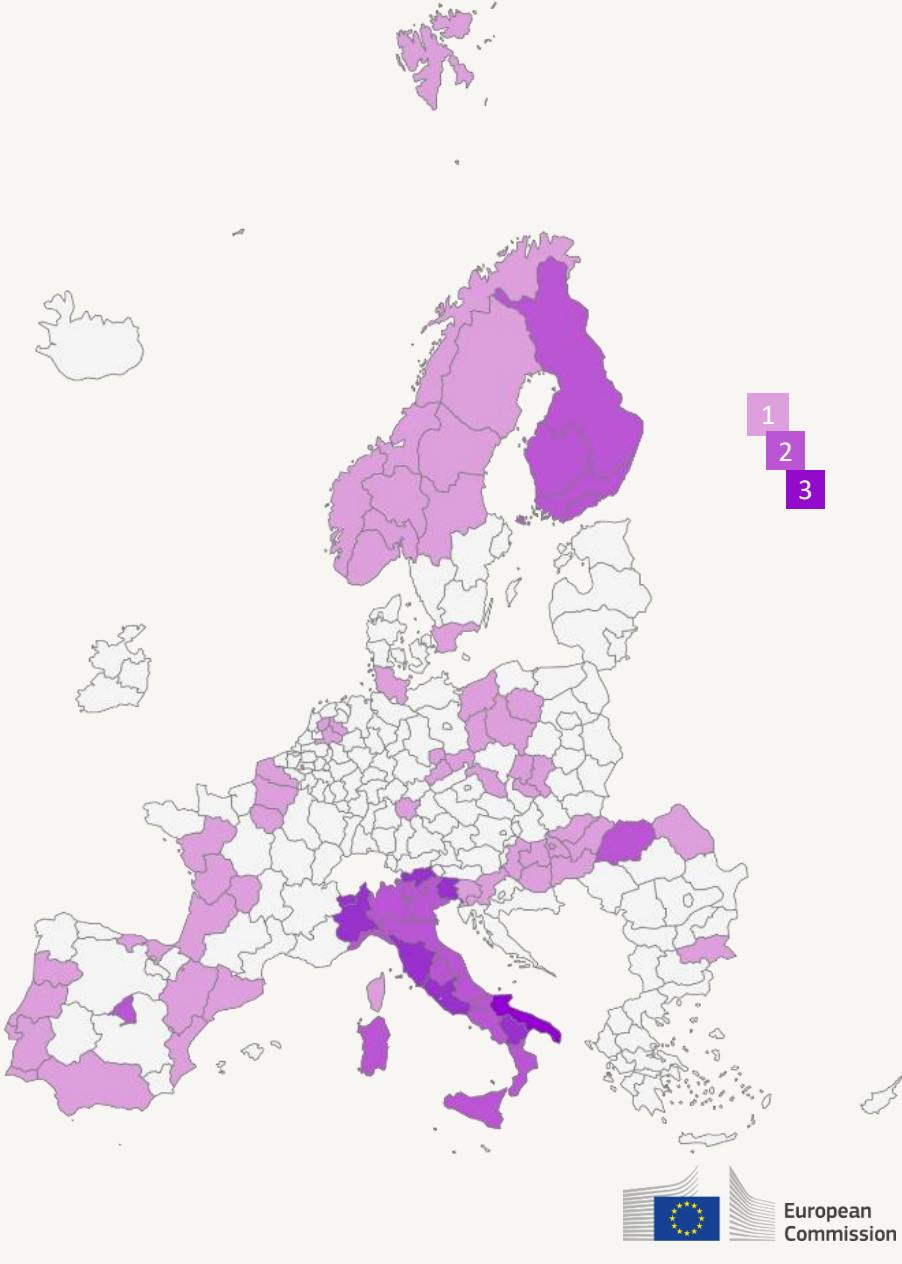


Regional

coverage

Technology and Sector: Health and Robotics

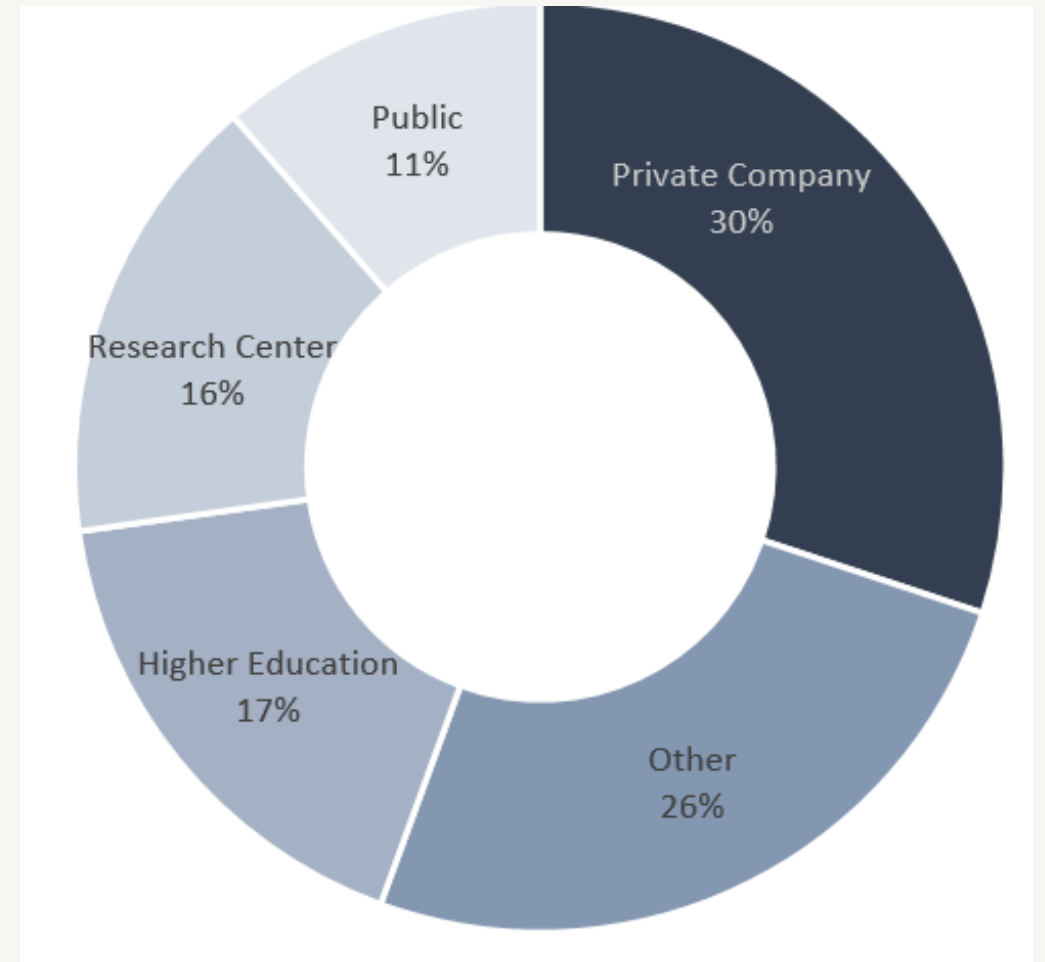
46 EDIHs
90 Regions covered



The setup of EDIHs

Types of organisations

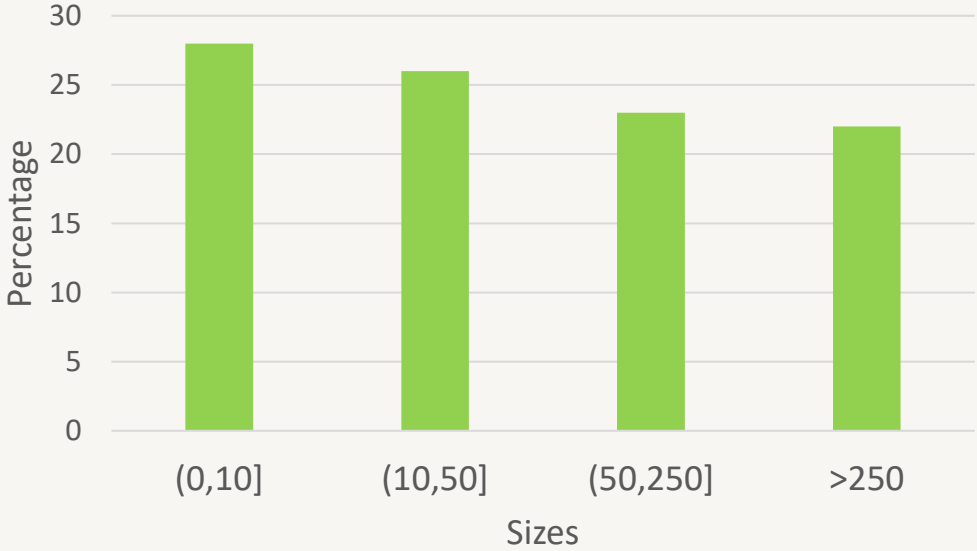
Institutional setup	Average
Number of partners	11
Number of Private Companies	4
Number of Higher Education	2
Number of Research Centers	2
Number of Public	2
Number of Other	3



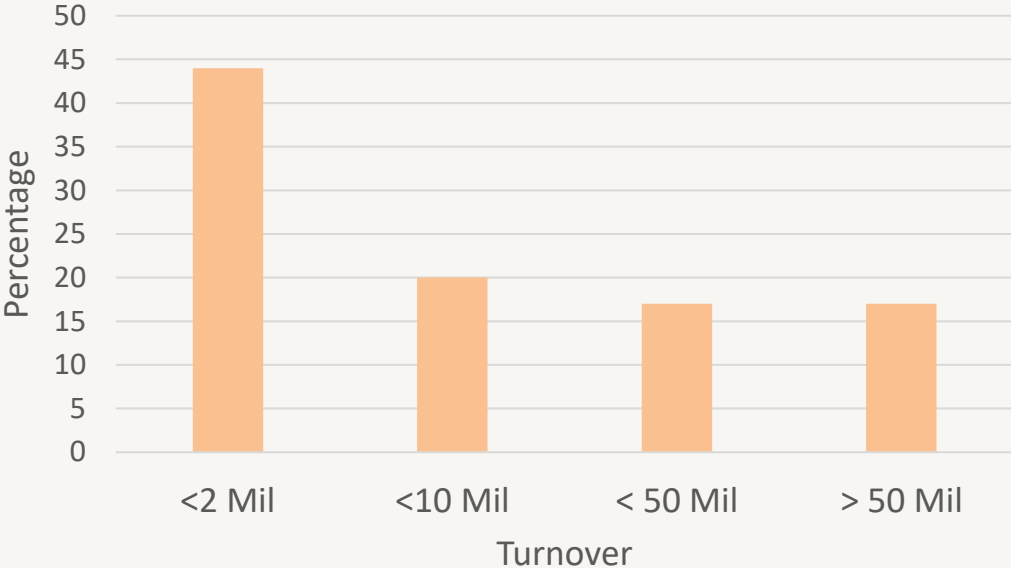
Distribution of EDIH partners by type

The organizations in EDIHs

Distribution of organization sizes (number of employees)



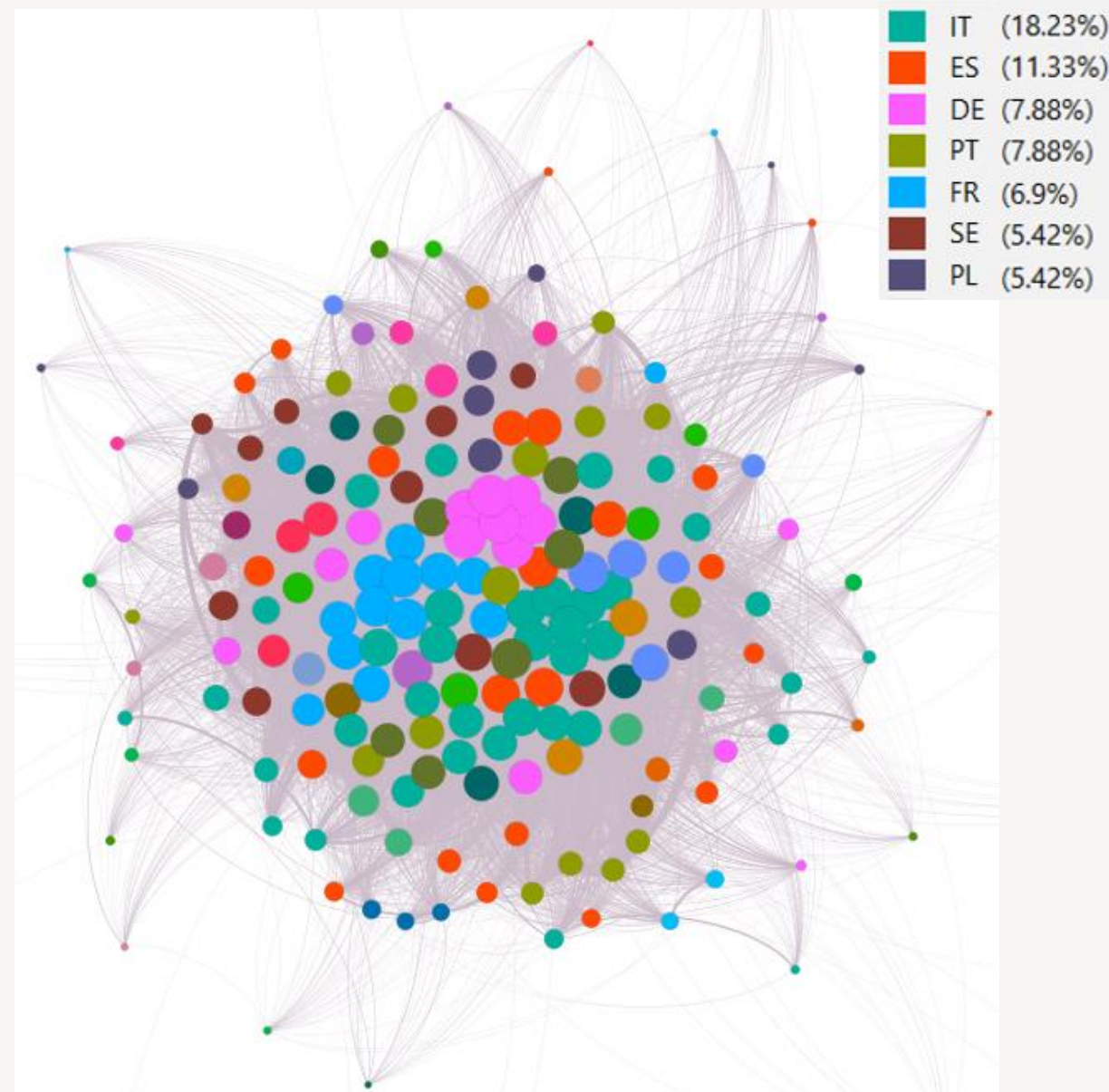
Turnover distribution (EUR)



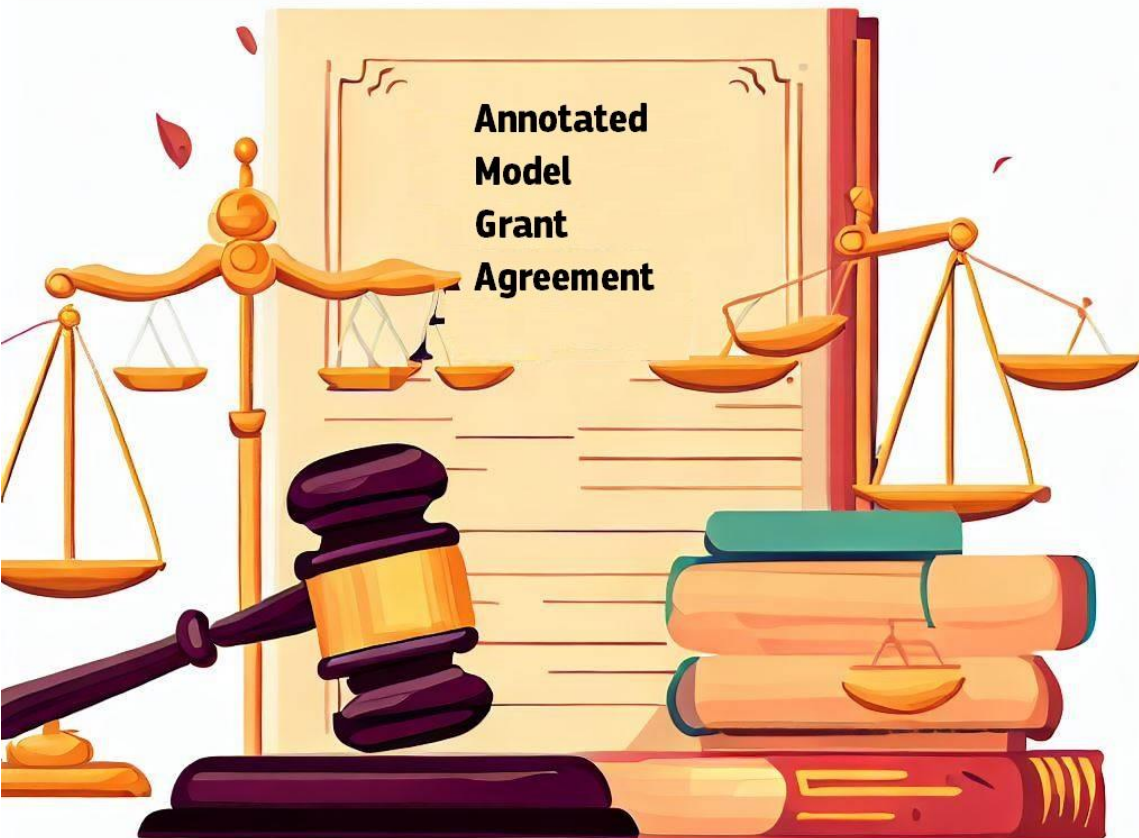
Networking patterns between EDIHs

Strong linkages exist between the EDIHs, specially at national level:

- 28% of EDIHs organizations participated in past ICT EU projects
- 203 EDIHs have orgs that participated in the same ICT EU projects
- Pan-European network



Helena Rodrigues – DG CNECT



Everything you wanted to know about EDIH projects and co-funding, but never dared to ask

Financials

Overview – EU Contributions

Country	EU Contribution
Germany	€ 40,886,442
France	€ 34,686,265
Italy	€ 33,556,033
Spain	€ 26,051,887
Poland	€ 22,959,076
Romania	€ 12,873,887
Netherlands	€ 12,705,442
Greece	€ 9,273,090
Hungary	€ 9,272,998
Belgium	€ 9,272,997
Sweden	€ 9,272,990
Czechia	€ 8,872,702
Portugal	€ 8,584,346
Austria	€ 8,389,999
Bulgaria	€ 6,946,791

Finland	€ 6,181,841
Norway	€ 6,174,238
Denmark	€ 6,124,710
Slovakia	€ 5,995,686
Ireland	€ 5,734,186
Croatia	€ 5,133,237
Lithuania	€ 4,700,865
Latvia	€ 3,225,640
Slovenia	€ 3,163,500
Estonia	€ 3,000,000
Malta	€ 2,649,774
Cyprus	€ 2,597,545
Iceland	€ 2,121,988
Luxembourg	€ 2,099,340
Liechtenstein	€ 1,500,000

The EDIH projects are financed by 50% from Digital Europe Fund, while the remaining 50% are covered by contributions from the national, regional or local level.

1

Contribution Call 1: € 286,007,513

2

Contribution Call 2: € 25,495,404

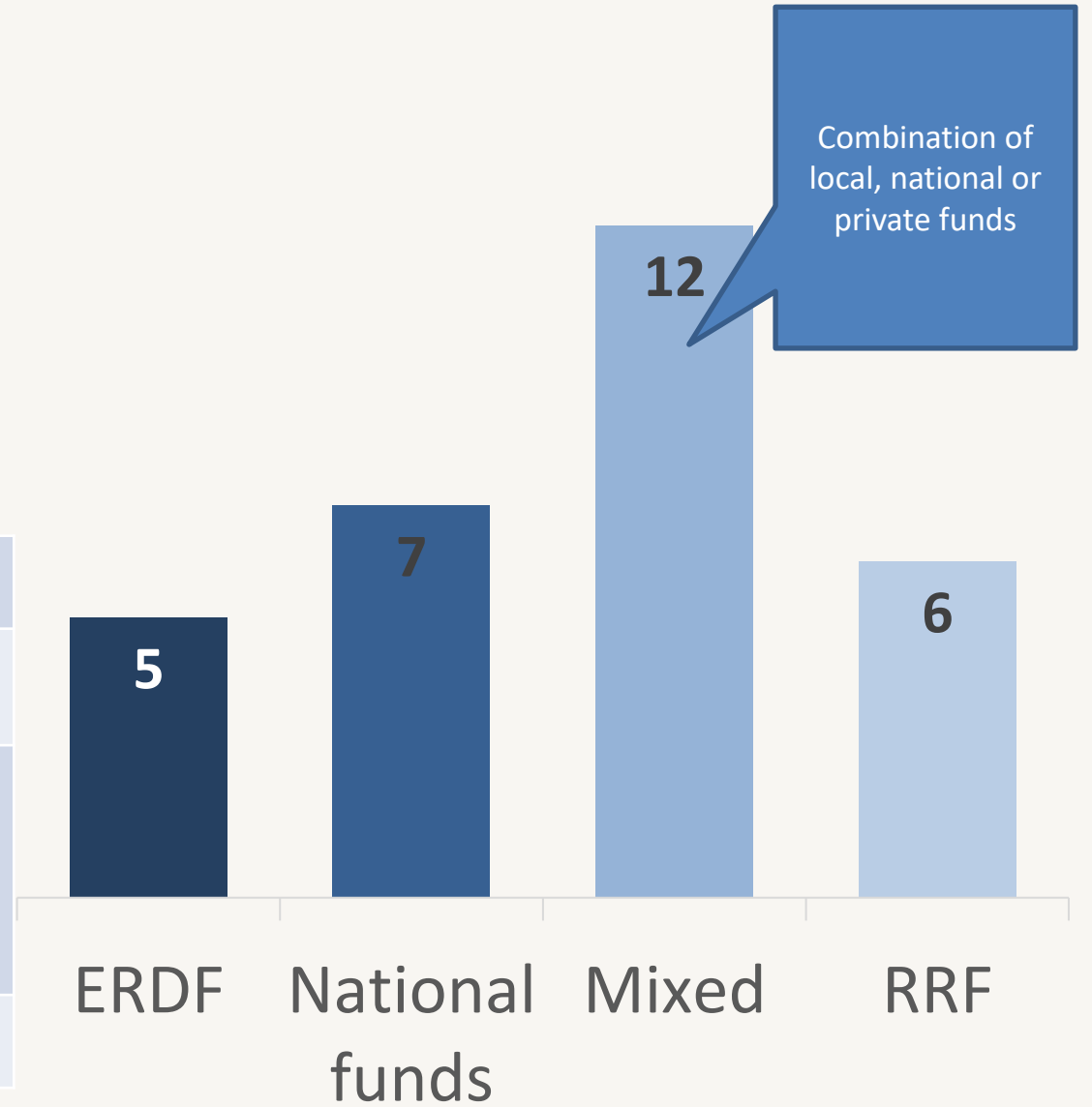
=

Total contribution: € 311,502,917

Financials

Co-Funding Sources

ERDF						
National funds						
Mixed						
						
RRF						



Synergy Grant for co-funding

Amendment to the GA (if using RRF or ERDF):

<p>1 Step</p>	<ul style="list-style-type: none">• Sign the national Grant
<p>2 Step</p>	<ul style="list-style-type: none">• Amendment to be launched and submitted electronically via Funding & Tenders Portal by coordinator (Instructions how to request amendment will be shared soon)

Your EDIH project

Rules and procedure

Annotated Model Grant Agreement

<https://europa.eu/!4KGHKX>

FAQ

[FAQ: European Digital Innovation Hubs | Shaping Europe's digital future \(europa.eu\)](#)



Very useful document - do not be scared by the size of the document (328 pages)

Shaping Europe's digital future

[Home](#) [Policies](#) [Activities](#) [News](#) [Library](#) [Funding](#) [Calendar](#) [Consultations](#)

[Home](#) > [Library](#) > [FAQ: European Digital Innovation Hubs](#)

CALL DOCUMENT | Publication 27 March 2022

FAQ: European Digital Innovation Hubs

Find answers to your questions on European Digital Innovation Hubs and the Digital Europe Programme.

Once upon a time, an EDIH asked:

**SLIDO
questions**

- What kind of prize can you give in a Hackathon?
 - ???
- SMEs from which places cannot receive support from an EDIH?
 - ???
- Can I change my price list?
 - ???
- Do I need to ask the Project Officer to approve the acquisition of a new generation 3D printing machine before purchase?
 - ???

EDIH



EDIH Network Summit 2023
31 May – 1 June