




Badges programme for the EDIH Network

Guidelines – December 2023

General concept

- The badges will cover 5 categories corresponding to the 4 types of services and DMAs.

The 5 badges categories



Objective of the badges programme

Rewarding EDIHs' development with badges

- Recognise and acknowledge the efforts.
- Drive EDIHs motivation to attain and exceed their DMAs/KPIs targets.
- Foster a culture of regular KPI reporting.
- Use badges as a means of effectively communicating and showcasing EDIH activities.

The EDIH network badges programme aims to highlight the development of the EDIHs by rewarding with badges the key achievements.

How it works?

- For each badge category, 5 stages, based on the reported Key Performance Indicators (KPIs) and Digital Maturity Assessment (DMAs) will reflect the successive achievements of the EDIHs. More stages can be added to the programme later on, as needed.
- When an EDIH reports KPIs/DMAs in the system and reaches one of the defined stages, a new (or updated) badge will automatically be displayed in the catalogue webpage of the EDIH.

**Example of DMAs
badges progression**






The stages of progress

	Stage 1	Stage 2	Stage 3	Stage 4	Stage 5
Test before Invest					
Training and skills development					
Support to find Investment					
Networking and access to innovation ecosystems					
DMAs					

Badges display

Badges will be displayed on the dedicated **webpage of the EDIH Catalogue**.



[Translate this page](#)  English  Log in


Search


European Digital Innovation Hubs Network


Home | About | Companies Info | News | Events | Knowledge Hub | Media | EDIH Catalogue


Home > EDIH Catalogue > EDIH Saxony


EDIH Saxony











Hub information

EDIH Title	Geographical scope	Information
European Digital Innovation Hub Saxony	Regional Saxony	https://european-digital-innovation-hubs.ec.europa.eu/edih-catalogue/edih-saxony-website chahustona@example.com

Notifications

When an EDIH reaches a stage:

- **Automated email notifications** will be sent to inform EDIHs of their badge earning.

Subject: EDIH Network: Congratulations on Achieving the fourth Badge Stage on the “Test before invest” Service!

Dear [EDIH's name],

Congratulations on your well-deserved achievement!

The journey towards proficiency is an exciting one, and you have taken the step toward it by earning your fourth badge in the "Test before invest" service.

As you celebrate this success, don't forget to share the joy with the entire team. Success is a collective effort, and each member has contributed to this accomplishment.

Moreover, to communicate this achievement, make sure to download your badge from your EDIH page on the EDIH catalogue. Displaying this badge proudly acknowledges your commitment to excellence.

See your new badge on your [EDIH page](#), from where you may save the badge image.

As you continue this journey, remember that each badge level will present new challenges to further enhance your progress.

Keep up the excellent work!

*Best regards,
DTA Team*

Tips

- Update your KPIs and DMAs continuously to ensure your EDIH webpage is up-to date and displays the badges reflecting your work.
- Make sure to delete any "test data" in the system!
- Timely registration of valid data is the key to a functioning badge programme.
- And showcase the badges on your own website!

Questions & answers

- **When will badges appear on my EDIH catalogue webpage?**
 - The same day you reach a new badge stage (recorded in the system) provided you updated your data, the badge will be displayed on your catalogue webpage.
- **Do the test records in the system count for the badges?**
 - Users should delete their own test data within the EDIH Network reporting system. If not done in time, users will receive reminders.

Thank you!

Get in touch
support@edihnetwork.eu

Twitter: edih_net
LinkedIn: edih-net